

# Keysight Technologies

## U2722A/U2723A USB Modular Source Measure Unit

Data Sheet





## Introduction

### Voltage and current programming and readback

The Keysight Technologies, Inc. U2722A/U2723A USB modular source measure unit is more than just a power supply – it has fast response time, and voltage and current programming/readback with high accuracy measurement capabilities. The U2722A and its enhanced version, the U2723A, are capable of four-quadrant operation, acting as a current source as well as the current sink (load) with both polarities of the output voltage. The U2723A offers additional features such as embedded test scripts to simplify automated testing, and faster rise time to help improve throughput during mass testing of semiconductor components.

## Features

- Three-channel SMU
- Four-quadrant operation ( $\pm 20$  V,  $\pm 120$  mA)
- Maximum current output of 120 mA per channel
- Embedded test script that is able to support three channels with coherent source and measurement capabilities (for U2723A)
- IV Curve application support in the Keysight Measurement Manager software (for U2723A)
- High measurement sensitivity of 100 pA with 16-bit resolution
- 0.1% basic accuracy
- Low current measurement capability down to nA levels
- High-speed USB 2.0 and USBTMC-USB488 standards
- Standalone and modular
- SCPI and IVI-COM supported

## Increase the efficiency of your tests

With a high measurement sensitivity of 100 pA at 16-bit resolution for pico-level measurement and 0.1% accuracy, the U2722A/U2723A USB modular source measure unit provides more detailed and accurate analysis and measurement results.

U2722A/U2723A supports SCPI and IVI-COM. The SMU is compatible with a wide range of Application Development Environments, minimizing your work time and increasing your software options. Save time and effort with the bundled Keysight Measurement Manager (KMM) software, which converts SCPI commands into snippets of VEE, VB, C++ and C# code with the command logger function.

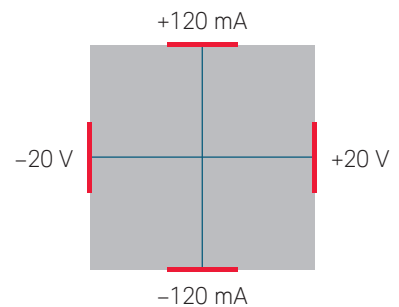
## Pre-define test configurations and execute commands automatically

The U2723A USB modular source measure unit provides an embedded test script to help you pre-define test configurations or duplicate tests easily without spending too much time on programming.

Each channel in the U2723A USB modular SMU is allocated two memory lists, each capable of storing up to 200 commands and results individually. Stored commands in active memory will be executed accordingly while the measurement results obtained are automatically stored in the result buffer.

## Four-quadrant operations with high measurement sensitivity and accuracy


The U2722A/U2723A SMU is a versatile device that allows you to perform sweep and measurement from different operating regions without needing extra configurations. The four-quadrant operation ( $\pm 20$  V,  $\pm 120$  mA) makes the U2722A/U2723A SMU well suited for a wide range of test applications, including leakage measurement, solar cell measurement, forward/reverse voltage and curve tracer transistors. The U2722A/U2723A SMU also offers high measurement sensitivity with 16-bit resolution and accuracy that allows you to obtain more accurate analysis and measurement results.



# U2722A/U2723A USB Modular Source Measure Unit

## Product outlook and dimensions


Front view



Rear view



Top view



## Product characteristics and general specifications

Remote interface	<ul style="list-style-type: none"> <li>– Hi-Speed USB 2.0</li> <li>– USBTMC-USB4881</li> </ul>
Power consumption	<ul style="list-style-type: none"> <li>– +12 VDC, 3 A maximum</li> <li>– Isolated ELV supply source</li> </ul>
Operating environment	<ul style="list-style-type: none"> <li>– Operating temperature from 0 °C to +50 °C</li> <li>– Relative humidity at 20% to 85% RH (non-condensing)</li> <li>– Altitude up to 2000 meters</li> <li>– Pollution Degree 2</li> <li>– For indoor use only</li> </ul>
Storage compliance	–20 °C to 70 °C
Safety compliance	Certified with: <ul style="list-style-type: none"> <li>– IEC 61010-1:2001/EN 61010-1:2001 (2nd Edition)</li> <li>– USA: ANSI/UL 61010-1:2004</li> <li>– Canada: CSA C22.2 No.61010-1:2004</li> </ul>
EMC compliance	<ul style="list-style-type: none"> <li>– IEC 61326-1:2005/EN61326-1:2006</li> <li>– Canada: ICES-001:2004</li> <li>– Australia/New Zealand: AS/NZS CISPR 11:2004</li> </ul>
Shock and vibration	Tested to IEC/EN 60068-2
IO connector	Output connectors
Dimension (W × D × H)	Module dimension: <ul style="list-style-type: none"> <li>– 120.00 mm x 183.00 mm x 66.00 mm (with bumpers)</li> <li>– 105.00 mm x 175.00 mm x 50.00 mm (without bumpers)</li> </ul>
Weight	Module dimension: <ul style="list-style-type: none"> <li>– 700 g (with bumpers)</li> <li>– 650 g (without bumpers)</li> </ul>
Warranty	One year for U2722A/U2723A Three months for standard shipped accessories

1. Compatible with Microsoft Windows operating systems only. Requires a direct USB connection to the PC so the appropriate driver can be installed in the USB modular instrument.

## Standard shipped accessories

- 12 V, 3 A AC/DC Power adapter
- Power cord
- Plug-in connectors and cable casing
- USB Standard-A to Mini-B interface cable
- L-Mount kit (used with modular product chassis)
- Quick Start Guide
- Keysight Measurement Manager Quick Reference Card
- Reference CD-ROM
- Keysight Automation-Ready CD-ROM (contains the Keysight IO Libraries Suite)
- Certificate of Calibration

## Product Specifications

Model	U2722A/U2723A
Number of outputs	3

Output ratings (at 0 °C to 50 °C)	
Voltage	-20 V to 20 V
Current	-120 mA to 120 mA

Performance specification			
U2722A/U2723A	Range	Accuracy <sup>1</sup>	Resolution
Voltage programming	±2 V	0.075% + 1.5 mV	0.1 mV
12 months (at 25 °C ± 3 °C), ± (% of output + offset)	±20 V	0.05% + 10 mV	1 mV
Current programming	±1 µA	0.085% + 0.85 nA	100 pA
12 months (at 25 °C ± 3 °C), ± (% of output + offset)	±10 µA	0.085% + 8.5 nA	1 nA
	±100 µA	0.075% + 75 nA	10 nA
	±1 mA	0.075% + 750 nA	100 nA
	±10 mA	0.075% + 7.5 µA	1 µA
	±120 mA	0.1% + 100 µA	20 µA
Voltage readback	±2 V	0.075% + 1.5 mV	0.1 mV
12 months (over USB with respect to the actual output at 25 °C ± 3 °C), ± (% of output + offset)	±20 V	0.05% + 10 mV	1 mV
Current readback	±1 µA	0.085% + 0.85 nA	100 pA
12 months (over USB with respect to the actual output at 25 °C ± 3 °C), ± (% of output + offset)	±10 µA	0.085% + 8.5 nA	1 nA
	±100 µA	0.075% + 75 nA	10 nA
	±1 mA	0.075% + 750 nA	100 nA
	±10 mA	0.075% + 7.5 µA	1 µA
	±120 mA	0.1% + 100 µA	20 µA

1. Accuracy measurements are based on NPLC 10.

## Product Specifications (continued)

### Performance characteristics

Rise/fall time (ms) <sup>1</sup>		U2722A	U2723A
For resistive measurement <sup>2</sup>	±1 µA	170.0	15.0
	±10 µA	18.0	5.0
	±100 µA	6.0	1.0
	±1 mA	1.0	1.0
	±10 mA	1.0	1.0
	±120 mA	1.0	1.0

### Remote sense operating range

**Ensure that the maximum voltage between the OUTPUT+ and SENSE+, OUTPUT-, and SENSE- does not exceed 3 V**

Temperature coefficient	Maximum change in output/readback per °C after a 30-minute warm-up is 0.15
Guard output resistance	0.2 kΩ
Noise 10 Hz to 20 MHz (peak-peak)	100 mV typical into a resistive load (floating mode)
Output voltage overshoot, ±(% of output + offset) <sup>2</sup>	During turn-on or turn-off, the output plus overshoot < 0.1% + 10 mV
Programming language	SCPI (Standard Commands for Programmable Instruments)
Maximum sense lead resistance	1 MΩ for rated accuracy
Voltage line regulation	0.01% of range
Voltage load regulation	0.01% + 100 µV
Current line regulation	0.04% of range
Current load regulation	0.04% + 100 µA
Recommended calibration interval	One year
Maximum input capacitance load	10 nF

1. Drive 50% of 1 V or 10 V output with a resistive load. Rise time is from 10% to 90% of program voltage change at maximum current. Fall time is from 90% to 10% of program voltage change at maximum current.
2. Measurements obtained are per default bandwidth setting.

## NOTE

- All channels are isolated from the ground and from each other. Isolation is +60 VDC, Category 1.
- All specifications are based on a three-hour warm-up time.
- The measurement accuracy value is  $x(1 + a * y)$ , where,
  - $x$  = accuracy specification at room temperature,
  - $a$  = temperature coefficient, and
  - $y$  = temperature change from room temperature in °C

### Noise 10 Hz to 20 MHz (Peak-peak)

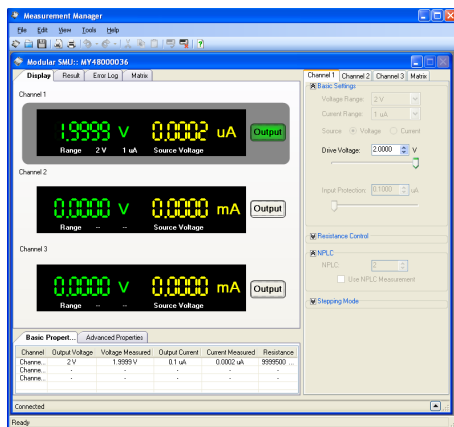
Voltage range	Current range					
	1 µA	10 µA	100 µA	1 mA	10 mA	120 mA
2 V	50 mV	50 mV	50 mV	50 mV	30 mV	30 mV
20 V	50 mV	50 mV	50 mV	50 mV	30 mV	30 mV

# Keysight Measurement Manager

The Keysight Measurement Manager (KMM) is an application data viewer software that comes with the standard purchase of the U2700A Series USB modular instruments. This software is designed to help you perform quick device configuration, data logging and data acquisition using the products.

Supported features found in the U2722A/U2723A USB modular source unit:

- Command logger to allow the capture of configuration commands that can be easily converted to snippets of VEE, VB, C++ and C# code
- Self-test
- Self-calibration
- Option to save the current instrument configuration to a file
- Data logging and export feature to CSV, HTML and text only format files that can be printed
- Trigger settings between modules in the instrument chassis with Star trigger and Master/Slave trigger



## Keysight Measurement Manager prerequisites

Prior to installing the Keysight Measurement Manager software, ensure that your PC meets the following minimum system requirements for installation and operation.

Requirement	Windows XP operating systems	Windows Vista operating systems	Windows 7 operating systems
Operating system	Windows XP Service Pack 3 (or later) <sup>1</sup>	Windows Vista (32-bit) Service Pack 1 and 2 <sup>2</sup>	Windows 7 (32-bit and 64-bit) <sup>3,4</sup>
Processor speed	600 MHz or higher required, 800 MHz recommended	1 GHz 32-bit (x86)	3 GHz 32-bit (x86)
Memory	256 MB minimum (1 GB or greater recommended)	1 GB minimum	2 GB minimum
Hard-disk space	1.5 GB minimum	1.5 GB minimum	1.5 GB minimum
Video	Super VGA (800 × 600) 256 colors or more	Support for DirectX® 9 graphics with 128 MB graphics memory recommended <sup>5</sup>	Support for DirectX 9 graphics with 128 MB graphics memory recommended <sup>5</sup>
CD-ROM drive or DVD-ROM drive <sup>6</sup>	Required	Required	Required
Browser	Microsoft Internet Explorer 5.01 or greater	Microsoft Internet Explorer 7 or greater	Microsoft Internet Explorer 7 or greater

1. Supported Windows XP editions – Home or Professional
2. Supported Windows Vista (32-bit) editions – Home Basic, Home Premium, Business, or Ultimate
3. Supported Windows 7 (32-bit and 64-bit) editions – Home Basic, Home Premium, Professional, Enterprise, or Ultimate
4. Keysight Measurement Manger for Windows 7 64-bit support is a 32-bit application running on a WOW64 (Windows-on-Windows 64-bit) emulator.
5. Super VGA graphics is supported for Windows Vista and Windows 7.
6. The type of media provided with the product determines whether a CD-ROM drive or DVD-ROM drive is required.

## Software requirements

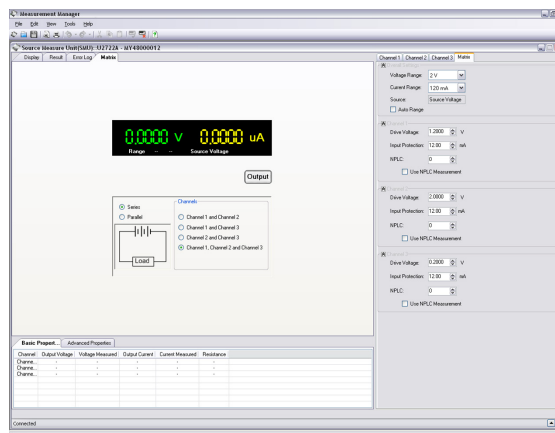
Keysight IO Libraries Suite 15.7 and above<sup>1</sup>

Keysight T&M Toolkit Runtime version 2.1<sup>8</sup>

Keysight T&M Toolkit Redistributable Package 2.1 patch<sup>8</sup>

Microsoft .NET Framework version 2.0<sup>8</sup>

7. Available on the Keysight Automation-Ready CD-ROM
8. Bundled with Keysight Measurement Manager software application installer




# U2942A Parametric Measurement Manager Pro Software

## Measure and analyze with ease

Keysight Parametric Measurement Manager Pro (PMM Pro) is a VEE-based software designed to perform basic semiconductor testing. The software specializes in the analysis of discrete semiconductor devices such as diodes, bipolar junction transistors and field effect transistors.

Designed for use with the Keysight U2722A/U2723A USB source measure unit and the U2941A parametric test fixture, Keysight PMM Pro controls the instruments to take parametric measurements such as voltage or current. The software then plots, displays and logs the results in an IV curve.

Keysight PMM Pro allows users to carry out measurements and display results without the need for prior programming experience. The software operates through an intuitive user-interface that is easy to understand and configure, and includes test sequence automation to further ease your task.



## Features

- Uses an intuitive GUI that is easy to configure and simplifies testing
- Comes with predefined test profiles for diode, bipolar junction transistors and field effect transistors, removing the need for programming experience
- Allows users to define and configure test profiles
- Automates test sequencing for parametric analysis
- Plots, displays and logs parametric measurements in an IV curve
- Includes built-in math functions such as addition, subtraction and division for quick analysis of results

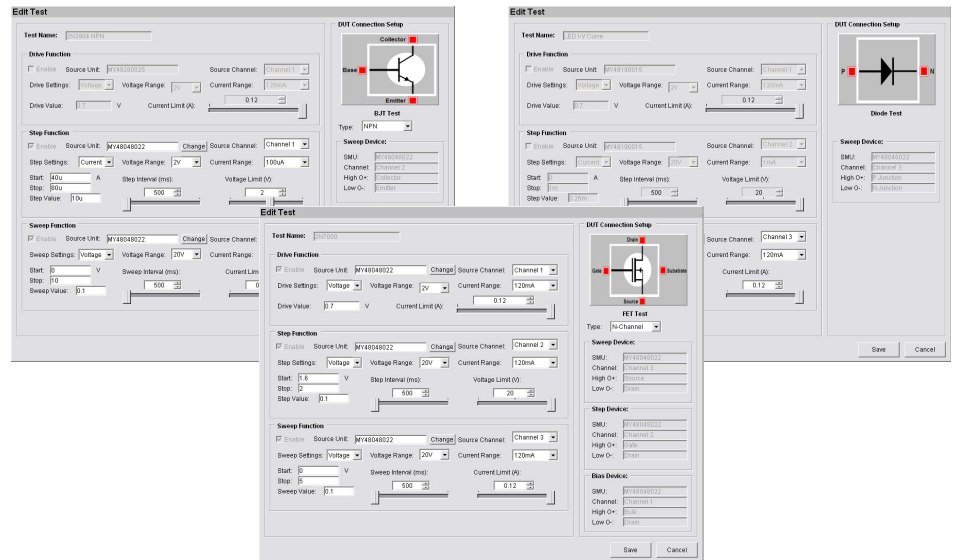


Figure 1. Intuitive GUI that features both pre-defined and user-defined test profile.

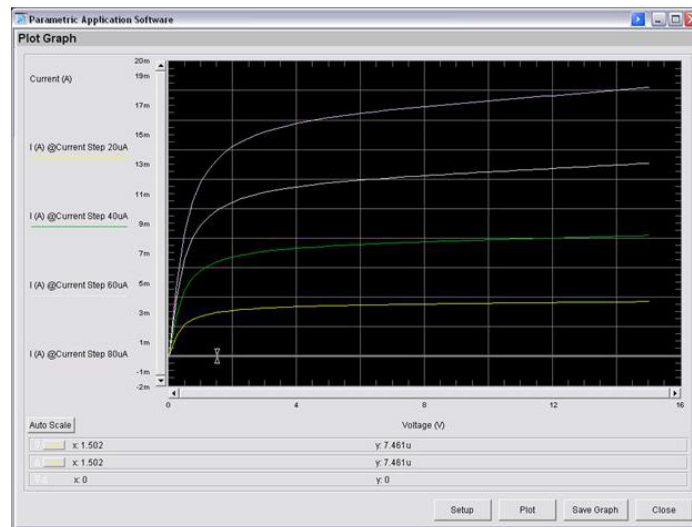


Figure 2. Plots, displays and logs parametric measurements in an IV curve.



## U2942A Parametric Measurement Manager Pro Software (continued)

### Minimum system requirements for PMM Pro

#### System requirements

Operating system	Microsoft Windows XP SP3 or higher	– Microsoft Windows 7 (Professional, Ultimate, Enterprise) – Microsoft Windows Vista SP1 (Business, Ultimate, Enterprise) or higher
Architecture	x86 (32-bit), 64-bit for Windows 7 supportability <sup>1</sup>	
Prerequisite	– Keysight IO Libraries Suite 15.0 or higher <sup>2</sup> – Keysight VEE Pro 9.0 or higher (Runtime version) <sup>3</sup> – Microsoft.NET Framework version 1.1 and 2.03	
Processor	– 450 MHz Pentium II or higher required – 800 MHz recommended	– 1 GHz required, 2 GHz recommended
Available memory	– 128 MB minimum – 256 MB or higher recommended	– 1 GB minimum, 2 GB recommended
Available disk space	1 GB hard disk free space	
Video	Super VGA (800x600) display or higher resolution monitor with 256 colors or more	Support for DirectX 9 graphics with 128 MB graphics memory recommended (Super VGA graphics is supported)
Browser	Microsoft Internet Explorer 6.0 or higher	Microsoft Internet Explorer 7 or higher

1. 32-bit application running on WOW64 (Windows-on-Windows) emulator.

2. Available on the Keysight Automation-Ready CD-ROM.

3. Bundled with the Keysight SMU PMM Pro software installer.

## U2941A Parametric Test Fixture

### Increase your parametric test efficiency and usability

The Keysight U2941A parametric test fixture is designed to complement usage of the Keysight U2722A/U2723A USB modular source measure unit in the testing of semiconductor components, including SMT and DIP ICs. The U2941A comes with three input channels, a common ground, and five types of socket modules of various pin configurations.

The bundled Keysight Parametric Measurement Manager (PMM) software also supports the Keysight U2751A USB modular switch matrix when used with the U2722A. The PMM software allows for out-of-box configuration of instruments for easy set-up, simplifying discrete package component testing and enabling data recording.

### Features

- Closed lid minimizes ESD on sensitive circuits and components
- Up to 3 source/measure channels supported
- Different socket modules to match a wide variety of pin configurations
- Assembly PTFE plate for low-current measurements
- Comes with the Keysight Parametric Measurement Manager software




Figure 3. Sample setup of the U2941A connected directly to the U2722A source measure unit and fastened with the DIP socket module.

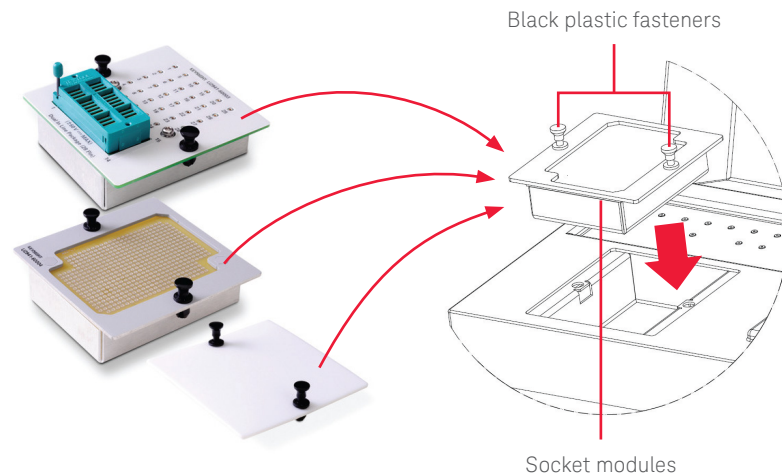
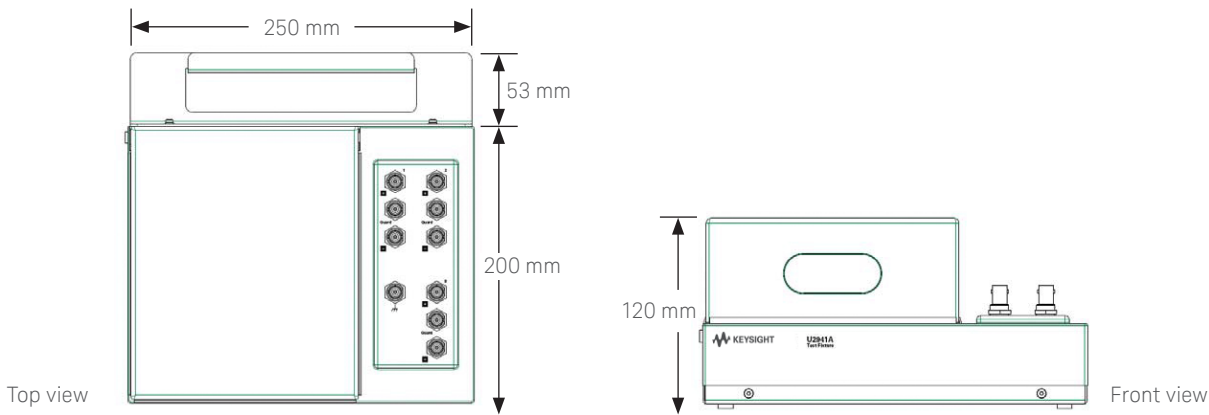


Figure 4. Socket modules are interchangeable to match pin configuration of device-under-test (DUT).

## Specifications and System Requirements

The following specifications are valid for 23 °C ±5 °C and < 70% relative humidity.

Specifications	
<b>Electrical specifications</b>	
Voltage rating	60 VDC
Current rating	1 A
<b>Environmental specifications</b>	
Operating temperature	0 °C to 50 °C
Storage temperature	-20 °C to 70 °C
Operating humidity	20% to 85% RH non-condensing
Storage humidity	5% to 90% RH non-condensing
Altitude	Up to 2000 m
<b>Physical specifications</b>	
Dimensions (W×D×H)	250 mm × 200 mm × 120 mm
Weight	1.33 kg (approximate)
Warranty	3 months



Minimum system requirements	
<b>Hardware</b>	
Processor	1.6 GHz Pentium IV or higher
RAM	512 MB (1.0 GB or higher recommended)
Hard disk space	1 GB free disk space at runtime
Display resolution	1024 × 768 recommended
<b>Operating system and browser</b>	
Operating system	<ul style="list-style-type: none"> <li>– Windows XP Professional or Home Edition, Service Pack 1 or later; or</li> <li>– Windows 2000 Professional, Service Pack 4 or later</li> </ul>
Browser	Microsoft Internet Explorer 5.01 (6.0 or higher recommended)
<b>Software</b>	
Keysight IO Libraries Suite <sup>1</sup>	Version 15.0 or higher
Keysight VEE <sup>2</sup>	Runtime version 8.5, patch 8.5.1
Keysight Measurement Manager <sup>3</sup>	Version 1.6 or higher
Microsoft .NET Framework <sup>1</sup>	Version 1.1 and 2.0

1. Available on Keysight Automation-Ready CD

2. Bundled with Keysight Parametric Measurement Manager CD

3. Bundled with Keysight U2722A USB modular source measure unit or Keysight U2751A USB modular switch matrix

## U2722P/U2723P Parametric Measurement Solution

Measure and analyze quickly and efficiently with all your essential parametric measurement tools at your fingertips

Parametric testing is used across a variety of application and industries – from a teaching tool in the education sector to manufacturing and troubleshooting in the semiconductor industry. Now, you can measure and analyze quickly and efficiently in all these areas with the one-stop Parametric Measurement Solution.

The Parametric Measurement Solution bundle consists of the Keysight U2722A/U2723A USB modular source measurement unit and the Keysight Parametric Measurement Manager Pro software, providing you a basic yet complete parametric measurement test solution that analyzes the performance of components such as diodes and transistors without the need for prior programming experience. The optional Keysight U2941A parametric test fixture can further increase your parametric test efficiency and usability.

The U2722P/U2723P Parametric Measurement Solution bundle is only available in Europe and Asia, excluding Japan.

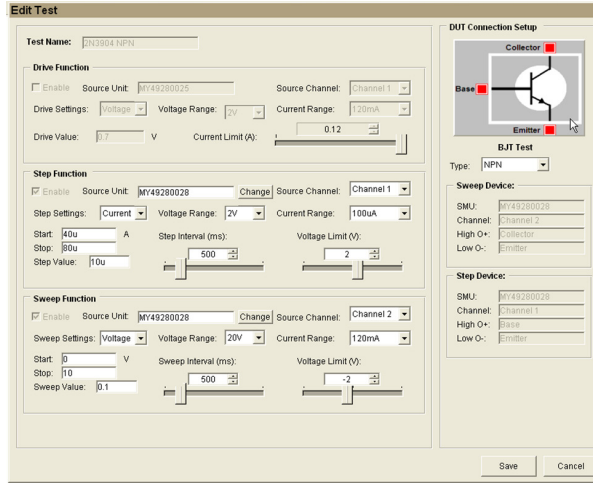
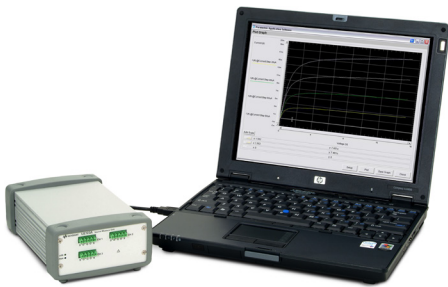


Figure 5. Easily configure an I-V characterization test with the Parametric Measurement Manager Pro software.

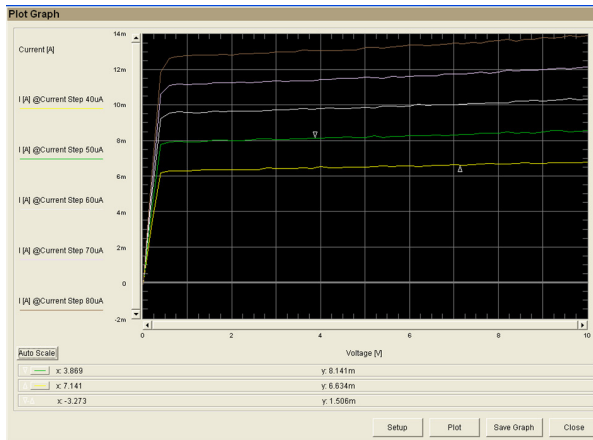


Figure 6. Execute the I-V characterization test to view results instantly.

Index	V [V]	I [A] @Current Step 40uA	I [A] @Current Step 50uA	I [A] @Current Step 60uA	I [A] @Current Step 70uA
1	0.00000E+00	-3.862110E-05	-5.128953E-05	-6.958006E-05	-6.591797E-05
2	2.00000E-01	3.361817E-03	4.163818E-03	4.921975E-03	5.493184E-03
3	4.00000E-01	6.210939E-03	7.781882E-03	9.254150E-03	1.063477E-02
4	6.00000E-01	6.295166E-03	7.824804E-03	9.565430E-03	1.112193E-02
5	8.00000E-01	6.399152E-03	7.981426E-03	9.624023E-03	1.119114E-02
6	1.00000E+00	6.313471E-03	7.843115E-03	9.590398E-03	1.117679E-02
7	1.20000E+00	6.335449E-03	7.850439E-03	9.580079E-03	1.120239E-02
8	1.40000E+00	6.381084E-03	7.879737E-03	9.605713E-03	1.120608E-02
9	1.60000E+00	6.357422E-03	8.027344E-03	9.660844E-03	1.126910E-02
10	1.80000E+00	6.368498E-03	8.027344E-03	9.620391E-03	1.126099E-02
11	2.00000E+00	6.398719E-03	8.016357E-03	9.686279E-03	1.127930E-02
12	2.20000E+00	6.388486E-03	8.001709E-03	9.656992E-03	1.129346E-02
13	2.40000E+00	6.383057E-03	8.045855E-03	9.656992E-03	1.127504E-02
14	2.60000E+00	6.388719E-03	8.093282E-03	9.667986E-03	1.131226E-02
15	2.80000E+00	6.478271E-03	8.104248E-03	9.689941E-03	1.134155E-02
16	3.00000E+00	6.427002E-03	8.074951E-03	9.748535E-03	1.137817E-02
17	3.20000E+00	6.434298E-03	8.069377E-03	9.741211E-03	1.134898E-02
18	3.40000E+00	6.452631E-03	8.126221E-03	9.775050E-03	1.138253E-02
19	3.60000E+00	6.485596E-03	8.100589E-03	9.798905E-03	1.138550E-02
20	3.80000E+00	6.452637E-03	8.144531E-03	9.785157E-03	1.138550E-02
21	4.00000E+00	6.533203E-03	8.133845E-03	9.814453E-03	1.144408E-02
22	4.20000E+00	6.474699E-03	8.177480E-03	9.847412E-03	1.144403E-02

Figure 7. The test results can also be viewed in tabular format for quick analysis.

## Other products in the Keysight USB Modular Test Instruments Family



### U2701A/U27012A USB Modular Oscilloscope

#### Features

- High sampling rate up to 500 MSa/s, enabling accurate measurement analysis
- Up to 32 MB large memory
- Fast fourier transfer (FFT) and waveform math functions enables easy waveform calculation

For more information: <http://www.keysight.com/find/usbscope>.



### U2741A USB Modular Digital Multimeter (DMM)

#### Features

- Fast reading speed (up to 100 Sa/s)
- Wide range of basic measurement functions, including frequency and temperature measurements

For more information: <http://www.keysight.com/find/U2741A>.



### U2751A USB Modular Switch Matrix

#### Features

- Minimal cross-talk of -30 dB at 45 MHz wide bandwidth
- High bandwidth at 45 MHz without terminal block
- Capability to test up to four devices-under-test (DUTs)
- Works with other Keysight instruments for multi-point testing

For more information: <http://www.keysight.com/find/U2751A>.



### U2761A USB Modular Function/Arbitrary Waveform Generator

#### Features

- Direct digital synthesis (DDS) waveform generator
- Pulse generator that can generate pulse signal as stimulus
- Easy customization with Arbitrary Waveform Editor
- Internal modulation capability simplifies test setup

For more information: <http://www.keysight.com/find/U2761A>.



### U2781A USB Modular Product Chassis

#### Features

- Expansion of channels for each modular product
- Multiple instrument synchronization
- Internal and external 10 MHz reference clock
- High-speed USB 2.0
- SSI/Star trigger bus synchronization between external trigger source and modules

For more information: <http://www.keysight.com/find/U2781A>.

## Ordering Information

U2722A	USB modular source measure unit
U2723A	USB modular source measure unit with embedded test scripts
U2941A	Parametric test fixture, shipped with: <ul style="list-style-type: none"> <li>– Assembly PTFE plate</li> <li>– 28-pin dual-in-line package (DIP) socket module</li> <li>– 0.1-inch universal socket module</li> <li>– 0.075-inch universal socket module</li> <li>– 0.05-inch universal socket module</li> <li>– Pin plug-to-pin plug cables, black (4 pcs)</li> <li>– Pin plug-to-pin plug cables, red (4 pcs)</li> <li>– Pin plug-to-pin plug cables, blue (4 pcs)</li> <li>– Pin plug-to-miniature clip cables, black (4 pcs)</li> <li>– Pin plug-to-miniature clip cables, red (4 pcs)</li> <li>– Pin plug-to-miniature clip cables, blue (4 pcs)</li> <li>– PCB jumper pin</li> <li>– BNC to two-wire cable, 1 m (3 pcs)</li> <li>– Keysight Parametric Measurement Manager CD (includes installation and operation guide)</li> </ul>
U2942A	Parametric Measurement Manager Pro software
U2722P*	U2722A USB modular source measure unit and U2942A Parametric Measurement Manager Pro bundle
U2723P*	U2723A USB modular source measure unit and U2942A Parametric Measurement Manager Pro bundle

1. Only available in Europe and Asia (excluding Japan)

## Optional accessories for the U2700 Series

U2921A-101	USB secure cable, 2 m
------------	-----------------------

## Optional accessories for the U2941A parametric test fixture

U2941A-101	Pin plug-to-pin plug cable, black
U2941A-102	Pin plug-to-pin plug cable, red
U2941A-103	Pin plug-to-pin plug cable, blue
U2941A-104	Pin plug-to-miniature clip cables, black
U2941A-105	Pin plug-to-miniature clip cables, red
U2941A-106	Pin plug-to-miniature clip cables, blue
U2941A-107	BNC to two-wire, 1 m
U2941A-201	Assembly PTFE plate <ul style="list-style-type: none"> <li>– Insulation board with minimal leakage current; suitable for extremely low-current measurement</li> </ul>
U2941A-202	28-pin dual-in-line package (DIP) socket module <ul style="list-style-type: none"> <li>– Lever actuated zero insertion force (ZIF) socket</li> </ul>
U2941A-203	0.1-inch universal socket module <ul style="list-style-type: none"> <li>– 0.1-inch pitch; suitable for virtually any device such as components, DIP IC or small scale circuit</li> </ul>
U2941A-204	0.075-inch universal socket module <ul style="list-style-type: none"> <li>– 0.075-inch pitch; suitable for virtually any device such as components, DIP IC or small scale circuit</li> </ul>
U2941A-205	0.05-inch universal socket module <ul style="list-style-type: none"> <li>– 0.05-inch pitch; suitable for any device such as components, DIP IC or small scale circuit</li> </ul>

